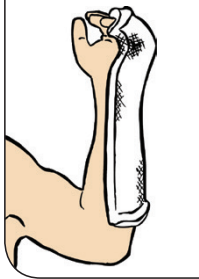




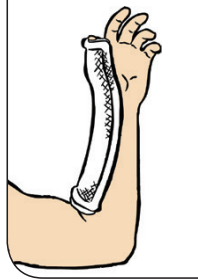
3M™ Scotchcast™ Splinting Guide



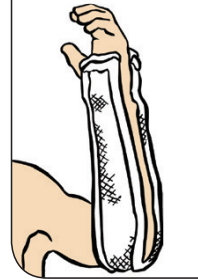
Ulnar Gutter Splint
Common Uses
5th Metacarpal Fracture,
4th Metacarpal Fracture



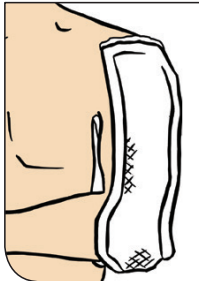
Volar Splint
Common Uses
Wrist Sprains/Strains,
Carpal Tunnel,
Lacerations, Night Splints



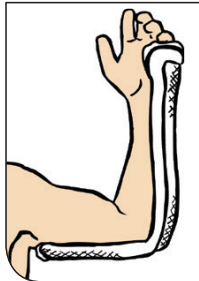
Thumb Spica Splint
Common Uses
Navicular Fracture,
Thumb Dislocation,
Ligamentous Injuries,
Bennett's Fracture



Sugar Tong Splint
Common Uses
Colles' Fracture, Forearm
Fracture (Radial/Ulnar)



Sugar Tong Splint
Common Uses
Humeral Fracture



Posterior Long-Arm Splint
Common Uses
Supracondylar Fracture,
Elbow Sprains/Strains



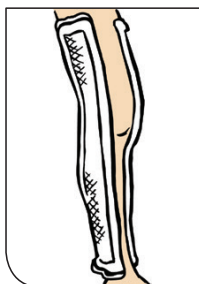
Posterior Short-Leg Splint
Common Uses
Tibia/Fibula Fracture,
Ankle Fracture,
Metatarsal Fracture



Posterior Long-Leg Splint
Common Uses
Ligamentous Injuries of
the Knee, Dislocation of
the Knee Joint, Tibia and
Fibula Shaft Fractures,
Femoral Shaft Fracture



Stirrup Splint
Common Uses
Ankle Fractures,
Ankle Sprains/Strains

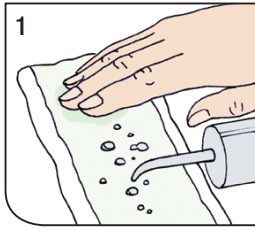


Medial-Lateral Long-Leg Splint
Common Uses
Ligamentous Injuries
of the knee, Tibia and
Fibula Fractures

Splinting Wetting Techniques

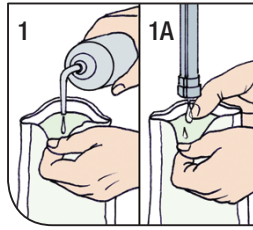
inches 0 1 2 3 4 5 6 7

Water Bottle Technique



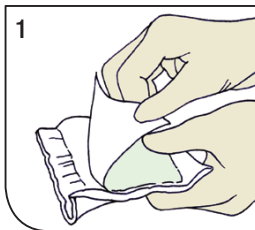
1 Dribble water onto backing material and rub beaded water to penetrate backing material.

Water Bottle/Faucet Technique

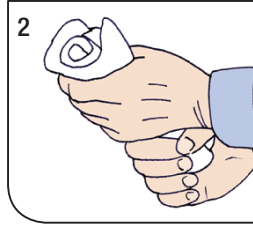


1 Pour minimal amount of water down back side of fiberglass using faucet or water bottle to dampen splint.

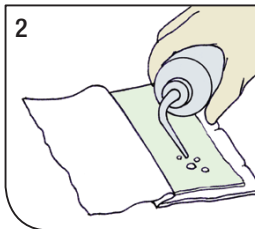
Opening Splint Cover Technique



1 Peel back one side of backing material to expose splint.

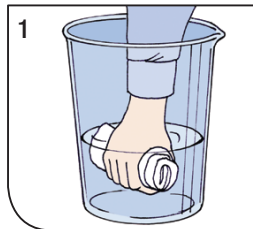


2 Squeeze splint to spread water into fiberglass.

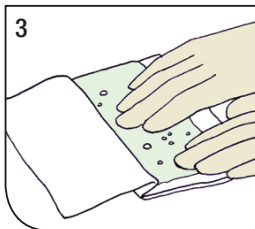


2 Dribble water onto exposed splinting material.

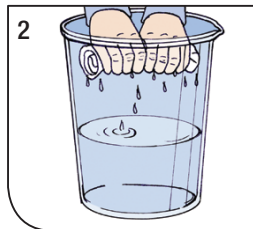
Dipping in Bucket Technique



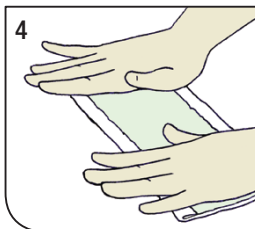
1 Squeeze one or two times while immersed in water.



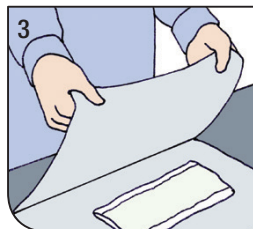
3 Rub water to penetrate splint material.



2 Squeeze out excess water.



4 Replace backing material.



3 Wrap flat in towel and press to blot out remaining excess water.

Important note: Refer to the Instructions for Use for complete information related to the use of 3M™ Scotchcast™ splinting products.



3M Health Care Infection Prevention Division

2510 Conway Avenue
St. Paul, MN 55144-1000
USA
1-800-228-3957
www.3M.com/immobilization

3M and Scotchcast are trademarks of 3M. Used under license in Canada. Please recycle. Printed in USA.
© 3M 2015. All rights reserved.
70-2009-0723-9